
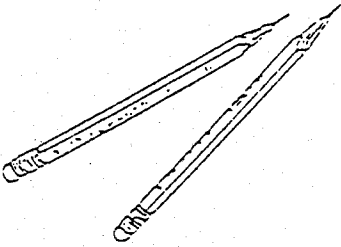

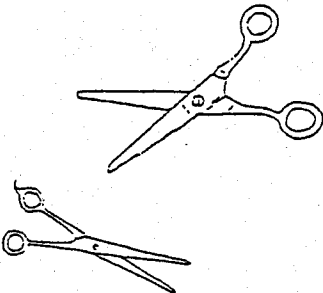



Classroom Labels


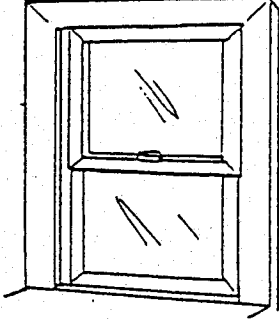

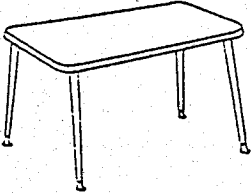

Letreros para el Aula

leh treh ros parah el aoula

<p>pens</p>		<p>Sp plumas ploo-mas</p>
<p>pencils</p>		<p>Sp lápices lah-pee-sehs</p>
<p>books</p>		<p>Sp libros lee-bros</p>
<p>scissors</p>		<p>tijeras tee-he-ras</p>
<p>home corner</p>		<p>Sp la casita la ca-see-tah</p>

Letreros para el Aula

leh treh ros parah el aoula

<p>shop</p>		<p>Sp</p> <p>tienda</p> <p>tee-hen-dah</p>
<p>window</p>		<p>Sp</p> <p>ventana</p> <p>ben-tah-na</p>
<p>door</p>		<p>Sp</p> <p>puerta</p> <p>pooehr-tah</p>
<p>table</p>		<p>Sp</p> <p>mesa</p> <p>meh-sah</p>
<p>chair</p>		<p>Sp</p> <p>silla</p> <p>see-ya</p>

Days of The Week

Los Dias de la Semana


los dee-as deh la seh-mah-nah

Monday	lunes loo n-es Sp
Tuesday	martes mart-es Sp
Wednesday	miércoles mee-air col-es Sp
Thursday	jueves hweb-es Sp
Friday	viernes bee-air n-es Sp
Saturday	sábado sa bad-o Sp
Sunday	domingo domi ngo Sp

Family

La Familia

la fah-me-lee-ah

mother		Sp Madre <i>ma -dreh</i>
father		Sp Padre <i>pa -dreh</i>
brother		Sp hermano <i>er - ma -noh</i>
sister		Sp hermana <i>er - ma -nah</i>
baby girl		Sp la bebé <i>la bay - beh</i>

Greetings

Los Saludos

los saloo-dos


<p>Hello</p>	<p>Sp Hola ola</p>
<p>Good-bye</p>	<p>Sp Adiós ad-yos</p>
<p>Welcome</p>	<p>Sp Bienvenido bee-enbenedo</p>
<p>How are you?</p>	<p>Sp ¿Cómo estás? com-o estahs</p>
<p>Thank you</p>	<p>Sp Gracias grass-yas</p>

Numbers

Los Números

los noo-meh-roz

one

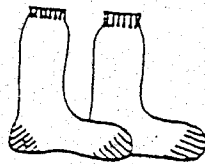


uno

Sp

oo-noh

two




dos

Sp

doz

three




tres

Sp

tress

four

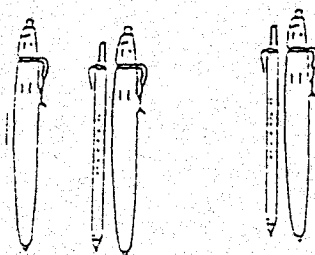


cuatro

Sp

kooah-troh

five



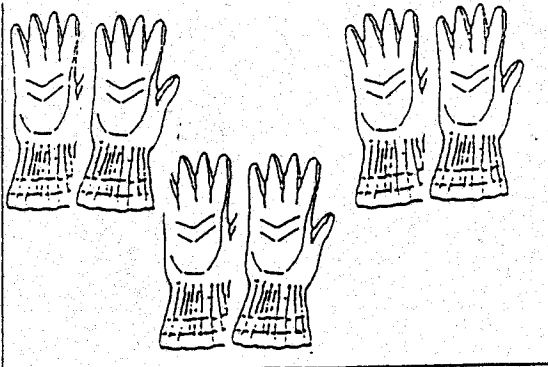
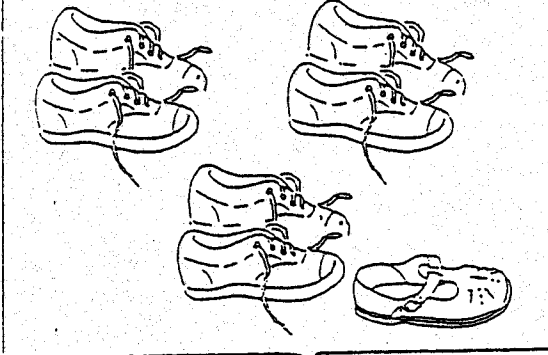
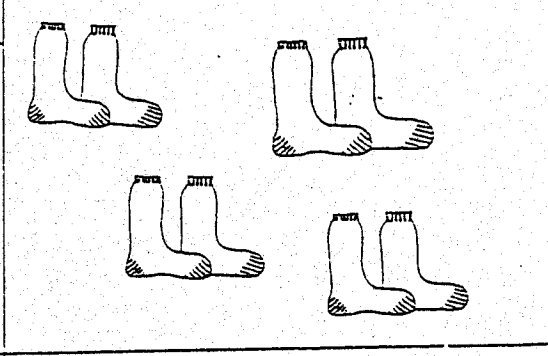
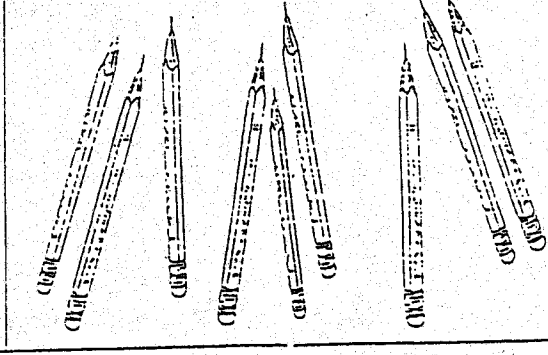

cinco

Sp

sin-coh

Los Números

los noo-meh-roz

<p>six</p>	 Six gloves are arranged in three pairs. Each pair consists of a left and right glove, shown from the back and front views respectively.	<p>Sp seis seh-is</p>
<p>seven</p>	 Seven shoes are arranged in three pairs and one single shoe. The first two pairs are complete, and the third pair has only one shoe shown.	<p>Sp siete see-eh-teh</p>
<p>eight</p>	 Eight boots are arranged in four pairs. Each pair consists of a left and right boot, shown from the side and front views respectively.	<p>Sp ocho oh-choh</p>
<p>nine</p>	 Nine pencils are arranged in three groups. The first group has two pencils, the second group has three pencils, and the third group has four pencils.	<p>Sp nueve noo-eh-beh</p>
<p>ten</p>	 Ten shoes are arranged in five pairs. Each pair consists of a left and right shoe, shown from the side and front views respectively.	<p>Sp diez dee-ess</p>